

# Uppfærsla stýrikerfis

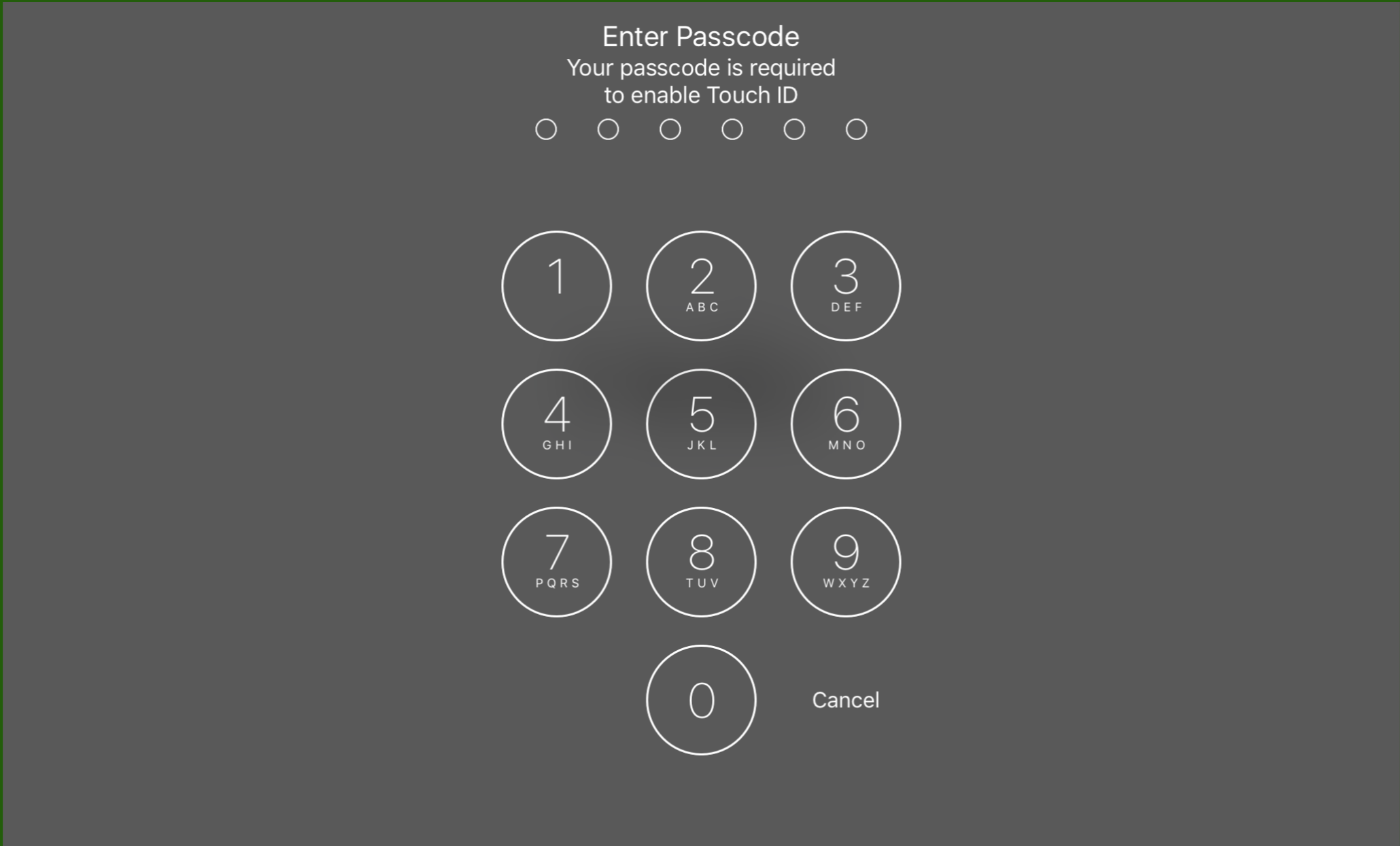
Leiðbeiningar  
iOS 10.3 - mars 2017

# Uppfærsla í iOS 10.3

- Flestir kunna nú að uppfæra stýrikerfið í spjaldtölvunni. En í þessari uppfærslu er eitt atriði sem ber að varast.
- Svokölluð tvöföld auðkenning, eða *two-factor authentication* tengir aðgang notenda við símanúmer og getur valdið miklum töfum ef starfsfólk þarf að þjónusta tæki, t.d. ef bilun eða tjón verður.
- **Nemendur eiga ekki að virkja þessa stillingu.**

# Uppfærsla í iOS 10.3


- Þegar búið er að hlaða uppfærslunni niður líður dágóð stund meðan hún er sett inn á spjaldtölvuna.
- Að því búnu endurræsir spjaldtölvun sig og þá þarf að fylgja þessum leiðbeiningum.



Sláíð inn lykilmúmer

# Update Completed

Your iPad was updated successfully. There are just a few more steps to follow, and then you've finished!



[Continue](#)

Smellið á CONTINUE

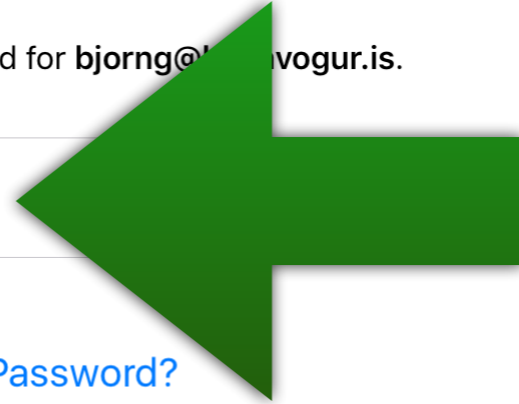
# Apple ID

Enter the Apple ID password for bjornng@vovogur.is.

Password required

[Forgot Password?](#)

[Skip This Step](#)



Sláíð inn lykilorð



## Apple ID Security


Apple now uses two-factor authentication to help ensure that only you can access your account.

When you sign in on any new device, you will verify your identity using either one of your other devices or your phone number.

[Learn More](#)

[Continue](#)

[Other Options](#)



# Petta er mikilvægast

Smellið á **OTHER OPTIONS**



## Apple ID Security

Apple now requires two-factor authentication to help ensure the security of your Apple ID account.

When you sign in to your Apple ID, you will verify your identity using a trusted device or your phone number.

### Apple ID Security

Two-factor authentication is the best way to keep your account secure, protecting your account even if someone has found out your password. Some features in iOS 10 require two-factor authentication.

[Upgrade Account Security](#)

[Do Not Upgrade](#)

Continue



Veljiđ DO NOT UPGRADE





# Analytics

Help Apple improve its products and services, including Siri and other intelligent features, by allowing analytics of usage and data from your iPad and iCloud account. You can change your decision later in Settings.

All analysis is performed using privacy preserving techniques such as differential privacy and is not associated with you or your account.

[About Analytics & Privacy](#)

[Share with Apple](#)

[Don't Share](#)

# Veljið DON'T SHARE

Ef þessi gluggi kemur upp

Welcome to iPad



Get Started

Smellið á GET STARTED