



Google Classroom

Instructions for parents

Donata H. Bukowska
educational adviser in primary schools in Kópavogur

What is Google Classroom?

- Google Classroom platform belongs to the so-called e-learning platforms and is used to provide ongoing support for school instruction.
- Classroom is a platform that is easy to use (especially for the students) and offers the most effective and modern collaboration tools known, e.g. Google Docs.
- Below are tips that can help you become familiar with this tool which is widely used by schools.
- Classroom can be used both as an application and also in a computer browser.



A few additional explanations:

- Parents can ask the teacher for so-called guardian access. Then they will regularly receive notifications of added tasks or materials to their email inbox.
- The following tips will show Google Classroom from the student's perspective, which can help parents assist their kids if they need support in using the platform.
- Let's look at Google Classroom in a computer browser. The application version is very similar.



Google

Google Search

I'm Feeling Lucky

Google offered in: [islenska](#)

Gmail

Images



Google Classroom can be found among other Google applications

Student logs in to the Google service using the gmail address (which is usually provided by the school)

Google

Google Search

I'm Feeling Lucky

Google offered in: [islenska](#)

Gmail Images



Account



My Busine...



Gmail



Drive



Classroom



Docs



Sheets



Slides



Calendar



Meet







Sites







Contacts





Textil - 8. bekkur
Hópur 3







Myndlist 8.b
Hópur 3



BiP - Fornar menning...






Hönnun smíði 8.3







Stærðfræði 8.
8. bekkur

Due tomorrow
Verkefnavinna 24.-27. mars 2020



Leiklist-8.bekkur-hóp...



8b. BÍP - Læsi
árgangur 2006





"ONCE YOU LEARN TO READ, YOU WILL FOREVER"



Bland í poka 2







8. DANSKA
Danska 8.b

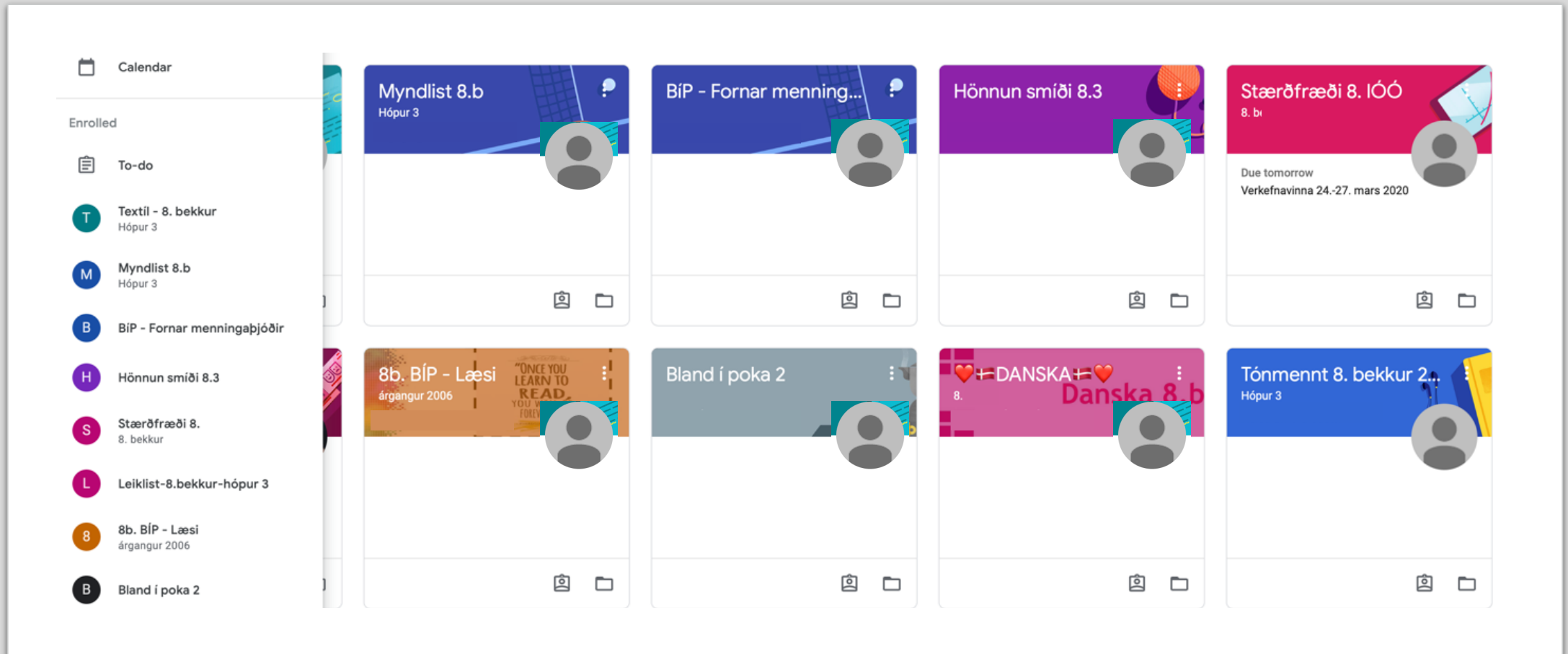


Tónmennt 8. bekkur 2...

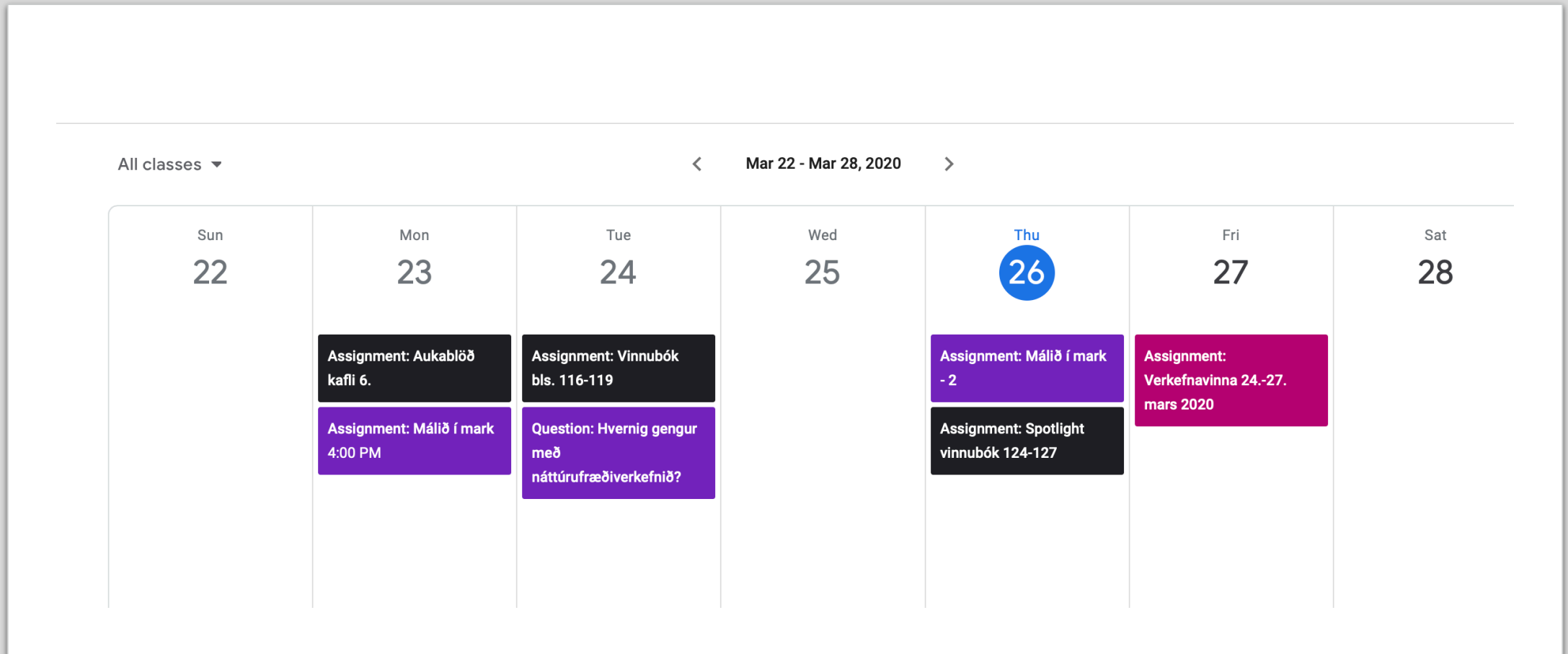
Hópur 3



Classes, subjects, groups created by teachers



After expanding the left-side tab you will find:
calendar, to-do list and list of items and groups



Calendar view - tasks with an assigned date. This view makes it easy to track assignments and planning.

	<p>Quizlet próf</p> <p>❤️🇩🇰DANSKA🇩🇰❤️ – Due Mar 19, 11:59 PM</p>
	<p>Hvernig gengur með náttúrufræðiverkefnið?</p> <p>Náttúrufræði – Due Mar 24</p>
	<p>No due date</p>
	<p>Aftur til framtíðar - Einstaklingsverkefni</p> <p>BíP - Fornar menningaþjóðir</p>
	<p>Aukaverkefni - fyrir þá sem vantar verkefni</p> <p>2019-2020 - 8.IÓÓ - Enska</p>
	<p>Aukaverkefni - kafli 4</p> <p>2019-2020 - 8.IÓÓ - Enska</p>

To-do list view - here you can see tasks with an assigned date, tasks with no due date, done and not done tasks. A convenient combination that can help students organize their studies and track their progress at work.

A post written by a teacher. Similar posts, e.g. with a question to the teacher or class (group) can be added by students..

It is also possible to comment

A task for students

Materials provided by the teacher

The screenshot displays a digital 'Wall' interface. At the top, a post by Jón Jónsson, dated Mar 23, contains a greeting 'Sæl öll.' and a paragraph of text in Icelandic. Below this post is a comment input field with a placeholder 'Add class comment...' and a submit button. The next post, dated Mar 9 (Edited Mar 9), is an assignment posted by Jón Jónsson, titled 'posted a new assignment: Vinna í tímanum í dag. Velja tvö af þessi verkef...'. The bottom section shows materials provided by the teacher, including three PDF files: '2.Uppbygging jarðar(1).pdf', '3.Útræn öfl(1).pdf', and '4.Landakort(1).pdf'. Each post and the materials section have a three-dot menu icon in the top right corner.

”Wall” view one of the subjects

The screenshot shows a Google Classroom interface for an assignment titled "Náttúra gróður og loftslag jarðar - skilaverkefni" (Nature of plants and atmosphere of Earth - assignment) with a due date of March 30 and 100 points. The assignment is assigned to Jón Jónsson on March 23. The interface includes a "Your work" section with a "Turn in" button, a "Class comments" section, and a "Private comments" section. Orange callout boxes provide additional context: "Teacher's instructions can appear here" points to the assignment title; "After completing the assignment, the student returns the work" points to the "Turn in" button; "Student work written in Google docs" points to the "Google Docs" link; "Here the student can attach his work or create a Google docs document in which he will write the assignment" points to the "+ Add or create" button; "The class (group) has the ability to comment and ask questions directly under the task" points to the "Add class comment..." input; and "Space for private (visible only to teacher and student) comments. A convenient way, for example, to ask the teacher for help or additional tips." points to the "Add private comment..." input.

8. b Landafræði

Due Mar 30

Náttúra gróður og loftslag jarðar - skilaverkefni 100 points

1

Jón Jónsson Mar 23

Skila blaði.

Class comments

Add class comment...

After completing the assignment, the student returns the work

Turn in

Private comments

Add private comment...

Teacher's instructions can appear here

The class (group) has the ability to comment and ask questions directly under the task

Student work written in Google docs

Here the student can attach his work or create a Google docs document in which he will write the assignment

Space for private (visible only to teacher and student) comments. A convenient way, for example, to ask the teacher for help or additional tips.

Assignment